

# Nurturing **Brilliance**

Cummins Scholarship Program

When efforts meet opportunities



## **“Nurturing Brilliance” Cummins Scholarship Program**



# A history rooted in innovation



## Founded in 1919

Cummins was founded by Clessie Cummins and W.G. Irwin, who believed in the power of ideas and had a shared vision of what ingenuity and hard work could achieve.



## The power of diesel

Cummins took the available technology and transformed diesel into a reliable and everyday use of transformation power source.

# “About us”

## Our Story

### WHY WE EXIST

#### OUR MISSION

*Making people's lives better by powering a more prosperous world*

### WHAT WE WANT TO ACCOMPLISH

#### OUR VISION

*Innovating for our customers to power their success*

### HOW WE WILL DO IT

#### VALUES

##### INTEGRITY

Doing what you say you will do and doing what is right

##### DIVERSITY & INCLUSION

Valuing and including our differences in decision making is our competitive advantage

##### CARING

Demonstrating awareness and consideration for the wellbeing of others

##### EXCELLENCE

Always delivering superior results

##### TEAMWORK

Collaborating across teams, functions, businesses and borders to deliver the best work

#### LEADERSHIP CULTURE

*Inspiring and encouraging all employees to achieve their full potential*

#### BRAND PROMISE

*Powering our customers through innovation and dependability*

#### STRATEGY

*Delivering value to all stakeholders*





# Five operating segments

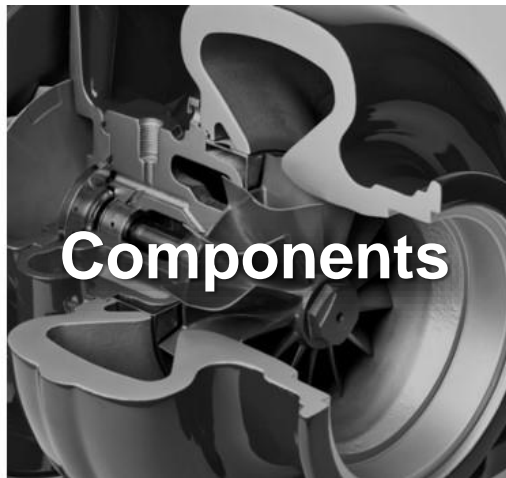
Cummins has a nearly 100-year-long track record of delivering leading power solutions. As we look ahead, we know our industries and markets will continue to change, and we are committed to bringing our customers the right technology at the right time.



**Engine**



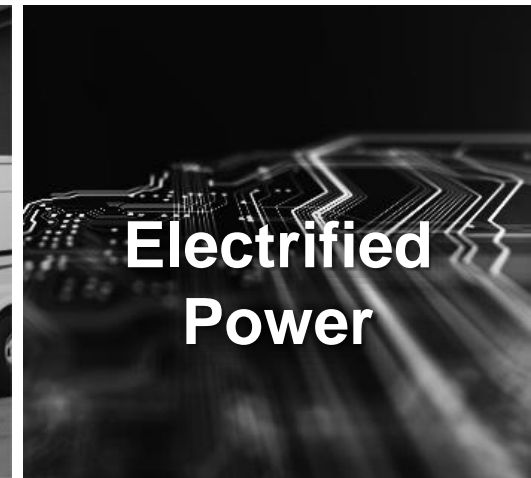
**Power  
Systems**



**Components**



**Distribution**



**Electrified  
Power**

# Our global manufacturing footprint

## Engines

📍 Locations in the U.S., Brazil, India and U.K.

## Components

📍 Locations in the U.S., Australia, Brazil, China, France, Germany, India, Mexico, South Africa, South Korea and U.K.

## Power Systems

📍 Locations in the U.S., Brazil, China, India, Mexico, Romania, U.K. and Nigeria

*\*This list includes only the principal facilities. Engines and engine components are manufactured by joint ventures or independent licensees at plants in the US, China, India, Russia, Japan, Sweden and Mexico.*

# Cummins In India

1967



Cummins Sales  
and Service India

1993



Tata Cummins

2008



CTT/ CES / ReCon

1998

Valvoline Cummins

2013



Cummins India Office Campus

Forayed in India  
as a JV (KCL)



1962

1987

Fleetguard Filters

Cummins Generator  
Technologies  
(formerly Newage  
Crompton)

1989



1995

Cummins Turbo  
Technologies  
(formerly Tata Holset)



1997

Cummins India Ltd.

2011



Cummins Megasite

2018



Cummins Technical  
Center India



# Cummins India Foundation



About

## Cummins India Foundation

---

Registered Under

A Public  
Charitable Trust  
founded in  
**1990**

Bombay Public  
Trusts Act, 1950  
Income Tax Act,  
1961

Registered Under

**Foreign  
Contribution  
(Regulation) Act,  
2010**

**Board of Trustees**

# Corporate Responsibility Focus Areas and Themes



## Higher Education

*Providing opportunities for higher education to empower and enhance employability*


- ❑ Women's Education & Employability
- ❑ Education Assistance to Socially and Economically Weaker Sections
- ❑ Vocational Education - TEC



## Energy & Environment

*Channelizing technical expertise in driving sustainable solutions leading to a cleaner, healthier and safer environment*

- ❑ Renewable Energy
- ❑ Air Pollution
- ❑ Solid Waste Management
- ❑ Water Neutrality
- ❑ Afforestation



## Equality of Opportunity

*Bringing grass root level improvements in infrastructure and increasing opportunity and equity for those in need*

- ❑ Rural Development
- ❑ NGO Development



# Cummins Scholarship Program


- Objective  
To assist traditionally disadvantaged (economically and socially) meritorious students from the local community towards Degree / Diploma education
- Vision
  - Enable scholars from **economically disadvantaged backgrounds** to have an opportunity to **Aspire, Dream** and be **responsible citizens** of the world
- Mission
  - Have a **structured, sustainable, scalable** process that will allow us to **create a leverage** for **greater impact**

Scholars being awarded Scholarships



# Cummins Scholarship Program

- In 2006, CIF initiated the 'Cummins Scholarship Program' for meritorious students.
- This scholarship is for students who are pursuing or keen to pursue professional engineering degree / diploma courses.
- Cummins also entrusts these scholars to its senior employees, who as mentors provide guidance through the entire duration of the course.
- Till date, the Cummins Scholarship Program has extended financial assistance to around 1139 deserving students.



**Nurturing Brilliance**  
Cummins Scholarship Program


When efforts meet opportunities

Apply online at [www.cumminsindia.com](http://www.cumminsindia.com)

Scholarships available at:  
Ahmednagar | Dewas | Jamshedpur | Phaltan | Pithampur | Pune

Reach us at: [india@cummins.com](mailto:india@cummins.com) or  
Call: 020-67067379 (Monday - Friday, 10 am - 5 pm)

Copyright 2017, Cummins Ltd. All rights reserved. Cummins and the Cummins logo are registered trade marks of Cummins Inc.



**Nurturing Brilliance**

Cummins' Scholarship Program realizes the aspirations of meritorious students and endeavours to financially support and mentor them in acquiring higher education and become self-sufficient, successful professionals.

Scholarships available at:  
Ahmednagar | Dewas | Jamshedpur | Phaltan | Pithampur | Pune

**Who can apply?**

- Students currently pursuing professional degree / diploma in Engineering at an educational institute recognized by the University Grants Commission / Central / State Government OR Who have attained minimum 60% in their Senior Secondary Exam or Higher Secondary Exam and have been admitted for further studies in the above specified courses
- The candidate must have obtained minimum 60% in the previous exam
- Candidate should not be above 25 years of age
- Students in their final year of professional / diploma courses and post-graduate students are not eligible for this scholarship
- The total family income of the candidate should not exceed ₹3 lakhs
- Only students who reside / study in and around locations where the scholarships are available, can apply for it

Apply online at [www.cumminsindia.com](http://www.cumminsindia.com)

**Selection process and timeline:**

- Eligible candidates will be called for an aptitude test in September 2017
- Candidates selected after the aptitude test will need to appear for a personal interview in October 2017
- The final list of selected candidates will be announced in November 2017
- Cummins' decision about selection or rejection of any candidate under this Scholarship Program is final and binding on the candidate

Reach us at:  
[india@cummins.com](mailto:india@cummins.com) or  
Call: 020-67067379 (Monday - Friday, 10 am - 5 pm)

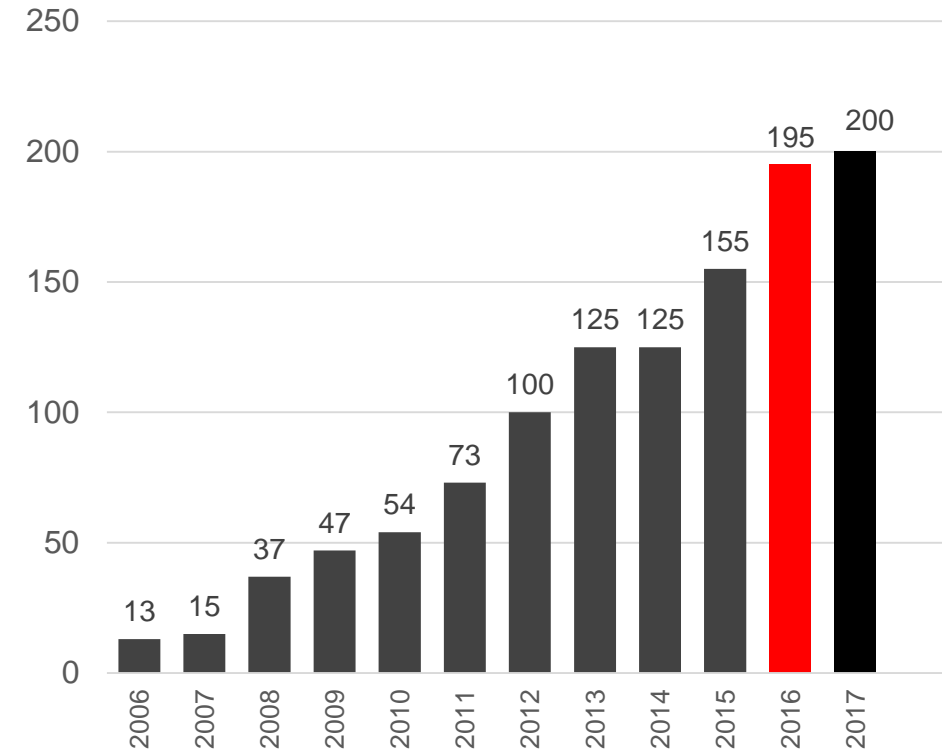


# Cummins Scholarship Program

- **Cummins Scholarship Program has evolved as below:-**

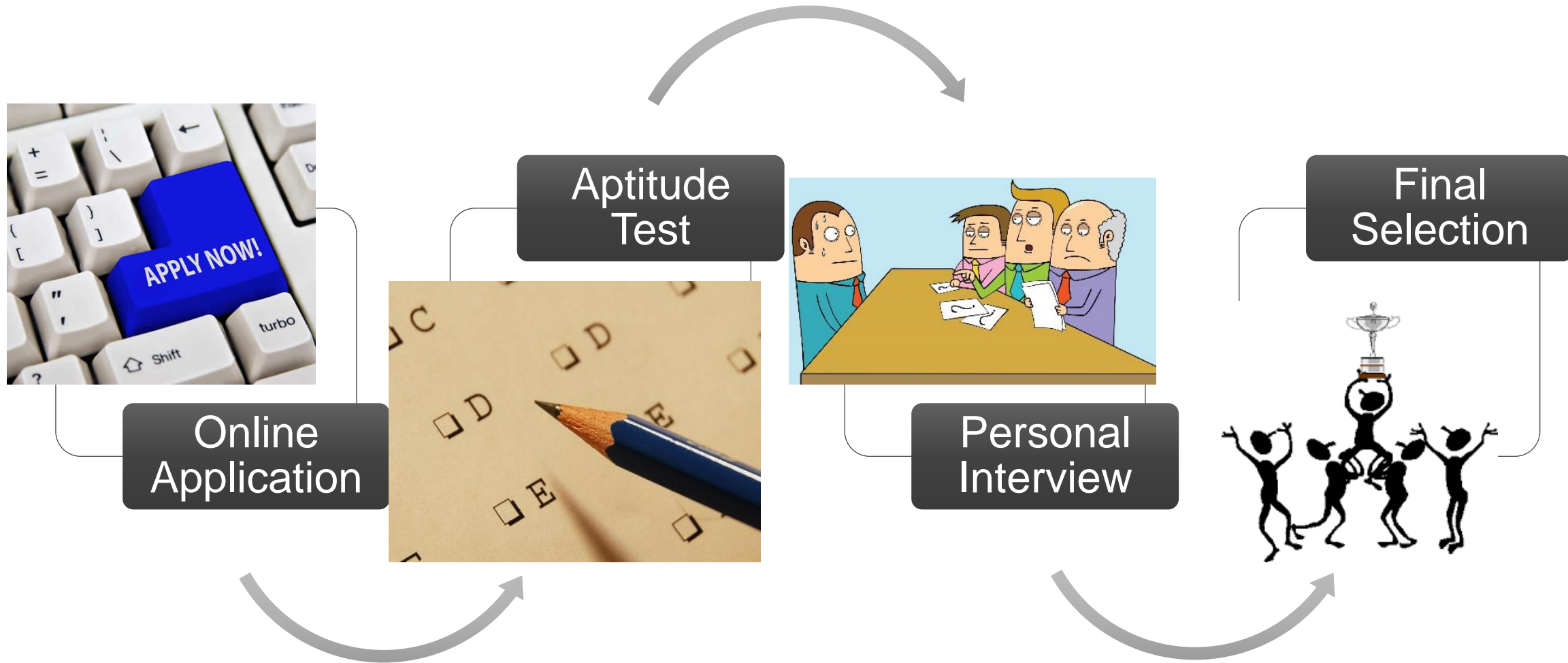
- Started in 2006 with 13 students from Pune
- Students from other locations were added from 2008
- Phaltan students were added from 2009
- Nagpur added in 2015
- 1139 beneficiaries till date
- 200 added in 2017

- ***2018-19 anticipated intake : 200 students***





# Cummins Scholarship: Selection Process



# Cummins Scholarship Program

## Who Can Apply?

- Students currently pursuing professional degree/diploma in Engineering at an educational institute recognized by the University Grants Commission / Central / State Government OR who have attained minimum 60% in their senior secondary exam or higher secondary exam and have been admitted for further studies in the above specified course.
- The candidate must have obtained minimum 60% in the previous exams of the course they are studying in.
- Candidate should not be above 25 years of age.
- Preference will be given to 1<sup>st</sup> / 2<sup>nd</sup> year degree and 1<sup>st</sup> / 2<sup>nd</sup> year diploma students.
- Students in their final year of professional / diploma courses and post-graduate students are not eligible for this scholarship.
- The total family income of the candidate should not exceed Rs. 3 lacs per annum.
- Only students who reside/study in and around locations where the scholarships are available, can apply for it. This implies students currently residing / studying in and around Pune, Jamshedpur, Ahmednagar, Phaltan and Indore (Dewas / Pithampur) can ONLY apply.

# Selection Process and timelines

- Eligible candidates will be called for an aptitude test in September 2018.
- Candidate selected after the aptitude test will need to appear for a personal interview in October 2018.
- The final list of selected candidates will be announced in November 2018.
- Cummins' decision about selection or rejection of any candidate under this scholarship program is final and binding on the candidate.



# Cummins Scholarship Program- How to apply

The screenshot shows the Cummins India website. The browser's address bar is circled, displaying <https://www.cumminsindia.com>. The website's header includes the Cummins logo and navigation links: Products, Support, Companies, Investors, Corporate Responsibility, Careers, About Us, and Contact Us. A search icon is also present. The main banner features the text "Nurturing Brilliance" and "Cummins Scholarship Program" over a background image of graduates. A red button labeled "Know More>>" is visible. A large red arrow points from the bottom of the page to this button. The footer contains links to various sections: Products (Engines), Support (Service), Companies (Cummins India Limited), Investors (Overview), About Us (Overview), and Contact Us (Offices and Plants). The URL <https://nurturingbrilliance.org> is shown at the bottom left.

Click Here



First time  
users to  
Register

### Registration

**Your registration has been done successfully. Please check your mail(spam folder also) to activate your account.**

First Name	<input type="text"/>
Middle Name	<input type="text"/>
Last Name	<input type="text"/>
Email Address	<input type="text"/>
Mobile Number	<input type="text"/>
Captcha	<input type="text" value="fr3s98"/>

### Login

Email Address	<input type="text" value="abhijitparande@gmail.com"/>
Password	<input type="password" value="••••••••"/>
<a href="#">Forgot Password?</a>	<input type="button" value="Sign In"/>

[How to fill Cummins 2017 Application Form?](#)

[Please find details about Cummins Scholarship on "Nurturing Brilliance: Cummins Scholarship Program 2017"](#)

Please enter the details like

- First Name
- Middle Name
- Last Name
- Email address
- Mobile Number
- Capcha displayed on screen

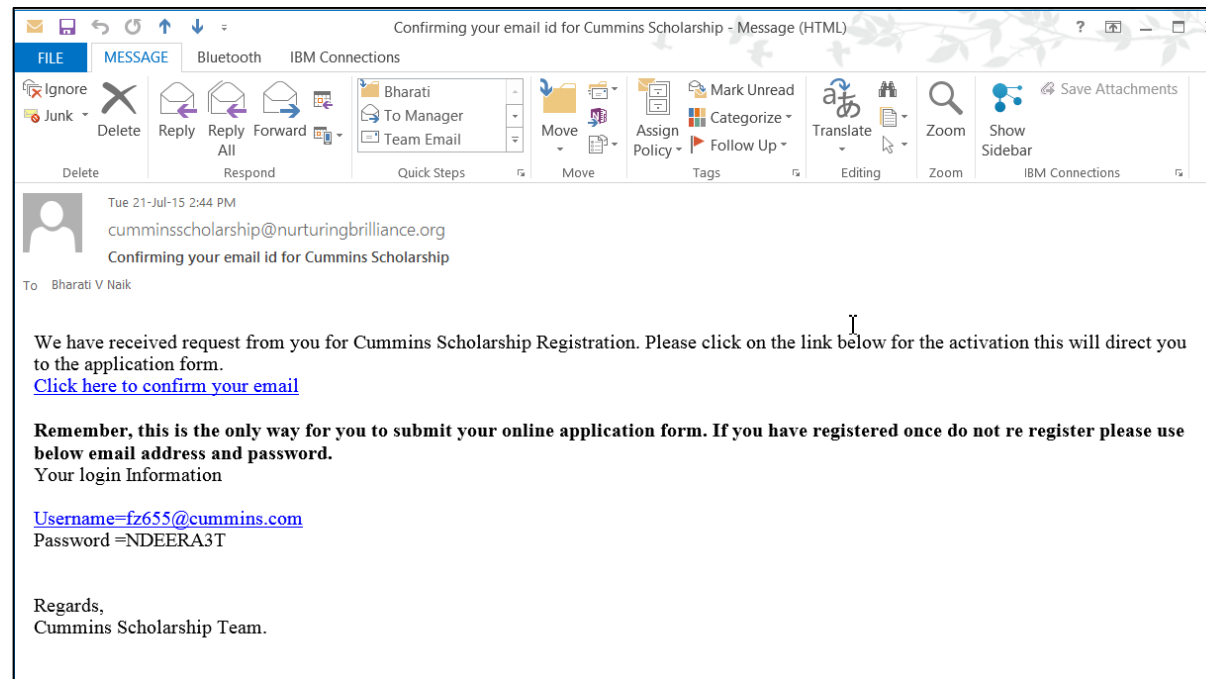
Please tick the check box and register button.

# Home Page will have this message after you Register

## Registration

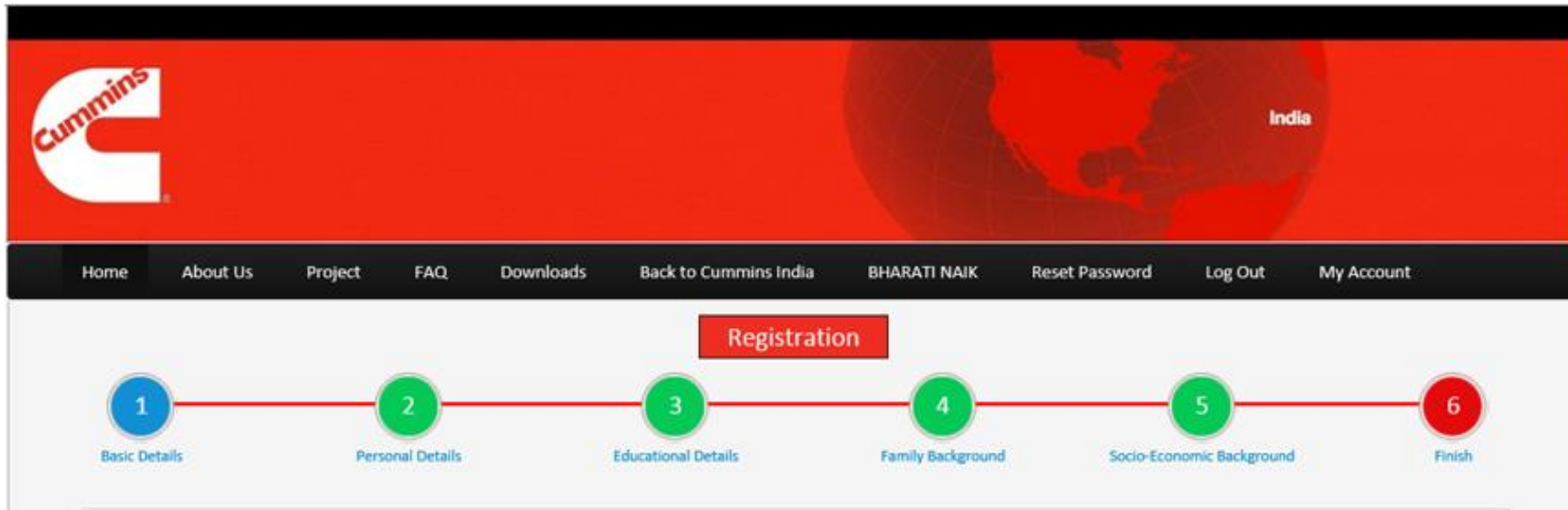
**Your registration has been done successfully. Please check your mail to activate your account.**

Email will be sent to your account with user name and password





# The activation link takes you to the form. You can directly start filling.



- Basic Details
- Personal Details
- Educational Details
- Family Background
- Socio Economic Background
- Finish (Final Submission)

# Online Application Form: Basic details

- Please choose course (Engineering Degree or Diploma) you are currently pursuing
- Please select your current academic year
- Please select total family's annual income (including mother, brother/s, sister/s income)
- Click on **Save & Continue**

The screenshot shows the 'Basic Details' page of the Cummins India online application form. The header features the Cummins logo and a navigation bar with links: Home, About Us, Project, FAQ, Downloads, Back to Cummins India, BHARATI NAIK, Reset Password, Log Out, and My Account. A progress bar at the top indicates six steps: 1. Basic Details (active), 2. Personal Details, 3. Educational Details, 4. Family Background, 5. Socio-Economic Background, and 6. Finish. The main content area is titled 'Basic Details (सैद्धांतिक विवरण)' and contains three sections:

- Which course you are pursuing?** (कौन सा कोर्स आप कर रहे हैं \*) with radio buttons for ☒ Degree (डिग्री) and ☐ Diploma (डिप्लोमा).
- In which year you are currently studying** (जो वर्ष आप वर्तमान में अध्ययन कर रहे हैं \*) with radio buttons for ☐ 1<sup>st</sup> Year (पहले वर्ष), ☒ 2<sup>nd</sup> Year (द्वितीय वर्ष), ☐ 3<sup>rd</sup> Year (तृतीय वर्ष), and ☐ 4<sup>th</sup> Year (चौथे वर्ष).
- The Annual Total Family Income of your family** (Please enter the overall income of the family from all sources of income) (आपकी कुल वार्षिक पारिवारिक आय की सीमा का चयन करें (कुल आय आपके परिवार की आय दर्ज करें (समग्र रूप से आय के सभी स्रोत से) ) . सही विकल्प का चयन उपलब्ध स्थान में दर्ज करें) with a dropdown menu showing '10,000 to 50,000'.


A red arrow points from the 'Save & Continue' button in the list to the 'Save & Continue' button at the bottom of the form.

# Basic Details for Registration

- Once you click **Save & Continue**, you will get a pop up box on the screen.
- Read it carefully and click **OK** if the information you provided is correct or **Cancel** if you want to edit the information

The screenshot shows the Cummins India website's registration process. A progress bar at the top indicates six steps: 1. Basic Details, 2. Personal Details, 3. Educational Details, 4. Family Background, 5. Socio-Economic Background, and 6. Finish. The 'Basic Details' form is currently active. It includes fields for 'Which course are you pursuing?' (with radio buttons for Degree, Diploma, and 10th), 'In which year are you currently studying?' (with radio buttons for 1st, 2nd, 3rd, and 4th year), and 'The Annual Total Family Income of your family'. A 'Save & Continue' button is at the bottom of the form.

This block contains two screenshots. The top one shows the registration progress bar with steps 2 through 5 labeled: Personal Details, Educational Details, Family Background, and Socio-Economic Background. A red box highlights the 'Registration' step, and a note states 'Last date of registration is 31<sup>st</sup> Aug 2018'. The bottom screenshot shows a 'Message from webpage' pop-up with a blue question mark icon. The message reads: 'Please note you will not be allowed to modify this form records later. Please confirm if the details filled are correct.' It has 'OK' and 'Cancel' buttons. A red arrow points from the 'Save & Continue' button in the previous screenshot to the 'OK' button in this pop-up.

 **Got a query / need any clarification?**  
Call us on (020) 67067379 [Monday to Friday between 9:30 am to 5:30 pm] or email us at [indiacr@cummins.com](mailto:indiacr@cummins.com)

Please ensure to enter correct information. Once saved, you can't edit these details later



# Personal Details

- Please enter details like
  - Name
  - Gender
  - Date of Birth
  - Alternate email
  - Alternate mobile
- Choose nearby Cummins location for you where you can travel easily

The image shows a registration form with a progress bar at the top. The progress bar has six steps: 1. Basic Details (green circle), 2. Personal Details (blue circle), 3. Educational Details (green circle), 4. Family Background (green circle), 5. Socio-Economic Background (red circle), and 6. Finish (red circle). The 'Registration' label is above the progress bar. The 'Personal Details' step is currently active, showing a form titled 'Personal Details (व्यक्तिगत विवरण)'. The form contains the following fields:

- Full Name (in capital letters) \***: Three input fields for First name (Bharati), Middle name (VYANKATESH), and Last name (NAIK). Below each field is a small label: 'First name', 'Middle name', and 'Last name' respectively. A help icon (?) is to the right of the last name field.
- Gender \***: Radio buttons for Male and Female. The Female option is selected. A help icon (?) is to the right.
- Birth Date \***: A date picker showing 07-01-1993. A help icon (?) is to the right.
- Email ID \***: An input field containing 'bharati.v.naik@cummins.com'. A help icon (?) is to the right.
- Alternate Email address**: An input field. A help icon (?) is to the right.
- Mobile Number \***: An input field with a country code dropdown set to '+91' and a number '7030948491'. A help icon (?) is to the right.
- Alternate Contact Number**: An input field. A help icon (?) is to the right.
- Near by Cummins Location \***: A dropdown menu showing 'Phaltan'. A help icon (?) is to the right.

# Personal Details

- Please enter your current address as well as permanent address
- Click checkbox if your current address and permanent address is same
- Click Save & Continue

**Current Address \*** आप का वर्तमान आवासीय पता दर्ज करें

Building / Block No \*  
भवन / ब्लॉक नंबर A/P SUMANTHALI ?

Society Name \*  
सोसायटी का नाम TAL. PHALTAN ?

Area / Locality Name  
क्षेत्र / स्थान ?

City / Village Name \*  
सिटी DIST. SATARA ?

Pincode \*  
पिन कोड 415523 ?

State \*  
राज्य Maharashtra ?

**Permanent Address**  
आप का स्थायी पता दर्ज करें

☐ Is your permanent address same as current address? आपका वर्तमान पता क्या स्थायी पता है ? ?

Building / Block No  
भवन / ब्लॉक नंबर \* A/P SUMANTHALI ?

Society Name  
सोसायटी का नाम \* TAL. PHALTAN ?

Area / Locality Name  
क्षेत्र / स्थान ?

City / Village Name  
सिटी \* DIST. SATARA ?

Pincode \*  
पिन कोड 415523 ?

State  
राज्य \* Maharashtra ?

Save & Continue

# Educational Details – 10<sup>th</sup>

Please enter

- Name of School
- 10th Passing Year
- 10th class educational details
- Marks obtained in English, Maths and Science

The screenshot shows the Cummins India website's registration process. The header includes the Cummins logo and a navigation bar with links: Home, About Us, Project, FAQ, Downloads, Back to Cummins India, BHARATI NAIK, Reset Password, Log Out, and My Account. A progress bar below the header indicates six steps: 1. Basic Details, 2. Personal Details, 3. Educational Details (highlighted in blue), 4. Family Background, 5. Socio-Economic Background, and 6. Finish. The 'Registration' button is highlighted in red above the progress bar.

The 'Educational Details' section is titled 'Educational Details (शैक्षिक विवरण)'. It contains the following fields:

- 10th Class Prelim Education Details (10 वीं कक्षा का प्रारंभिक शिक्षा विवरण)**
- Name of School (स्कूल का नाम) \***: PARLE TILAK VIDYALAYA ?
- Passing Year (वर्ष पासिंग) \***: 2000 ?
- Scoring Pattern (स्कोरिंग पैटर्न) \***: ☒ Percentage (प्रतिशत) ☐ Percentile (प्रतिशतता) ☐ Grading (ग्रेडिंग) ?
- Aggregate Tenth Percentage (कुल दसवीं प्रतिशत) \***: 98 ?
- English Marks (अंग्रेजी मार्क्स) \***: Obtained: 97 / Total Marks: 100 ?
- Maths Marks (गणित मार्क्स) \***: Obtained: 98 / Total Marks: 100 ?
- Science Marks (विज्ञान मार्क्स) \***: Obtained: 99 / Total Marks: 100 ?

# Educational Details - Diploma

If you are a degree student and have not done your Diploma, select **No**.

If you have passed Diploma, click **Yes** & enter

- Location of College
- Name of Diploma college
- Year of passing
- Branch
- % marks in 1st, 2nd and 3rd year of diploma

If you are pursuing Diploma, enter Yes & enter

- Name of Diploma college
- Year of joining
- Branch
- Rate according to your choice of subjects

**Diploma Education Details** (डिप्लोमा शिक्षा विवरण)

Enter details regarding Diploma Education you have completed / currently pursuing ? \* ☒ Yes ☐ No

Location of College (कॉलेज का स्थान) \*

Pune

?

Name of College (कॉलेज का नाम) \*

COLLEGE OF ENGINEERING, PUN

?

Date of Joining (शामिल होने की तिथि) \*

06-2017

?

Branch (शाखा) \*

Mechanical

?

Scoring Pattern (स्कोरिंग पैटर्न) \*

☒ Percentage (प्रतिशत) ☐ Percentile (प्रतिशतता) ☐ Grading (ग्रेडिंग) ?

Aggregate Diploma Percentage (कुल डिप्लोमा प्रतिशत) \*

60

?

Obtained

Total Marks

First Year (पहले वर्ष)

60

/

100

?

Second Year (द्वितीय वर्ष)

/

?

Third Year (तीसरे वर्ष)

/

?



# Educational Details – 12<sup>th</sup>

If you have passed 12th Standard, enter

- Name of School
- Year of passing
- % marks
- Physics, Chemistry, Maths marks

**12th Class Education Details** (12 वीं कक्षा शिक्षा विवरण)

Have you done 12th class? (आप ने 12 वीं कक्षा किया है?) \* ☒ Yes ☐ No

Name of School (स्कूल का नाम) \*  ?

Passing Year (वर्ष पासिंग) \*  ?

Scoring Pattern (स्कोरिंग पैटर्न) \* ☐ Percentage (प्रतिशत) ☐ Percentile (प्रतिशतता) ☒ Grading (ग्रेडिंग) ?

Aggregate Twelfth Grade Point(CGPA)  
(कुल बारहवें ग्रेड अंक) \*  ?

Physics Grade (भौतिक ग्रेड) \*  ?

Maths Grade (गणित ग्रेड) \*  ?

Chemistry Grade (रसायनरूपास्त ग्रेड) \*  ?

# Educational Details - Degree

- Please enter details as per your academic education
  - Enter college location
  - Enter college name
  - Year of Joining
  - Branch
- If you are in 3<sup>rd</sup> year of Engineering, enter your FE and SE marks
- If you are in 2<sup>nd</sup> year of Engineering, enter your FE marks

**Degree Education Details** (डिग्री शिक्षा के विवरण)

Enter details regarding Degree Education you have completed / currently pursuing ? \* ☒ Yes ☐ No

Location of College (कॉलेज का स्थान) \*  ?

Name of College (कॉलेज का नाम) \*  ?

Date of Joining (शामिल होने की तिथि) \*  ?

Branch (शाखा) \*  ?

Scoring Pattern (स्कोरिंग पैटर्न) \* ☒ Percentage (प्रतिशत) ☐ Percentile (प्रतिशतता) ☐ Grading (ग्रेडिंग) ?

Aggregate Degree Percentage (कुल डिग्री प्रतिशत) \*  ?

	Obtained	Total Marks	
First Year (पहले वर्ष)	<input type="text" value="1000"/>	/ <input type="text" value="1500"/>	?
Second Year (द्वितीय वर्ष) *	<input type="text" value="980"/>	/ <input type="text" value="1500"/>	?
Third Year (तीसरे वर्ष)	<input type="text" value="0"/>	/ <input type="text" value="0"/>	?

# Educational Details - Degree

- Please rate the subject as per your choice from 1 to 7.
- Rate 1 if you like / prefer that subject
- Rate according to your choice of subjects
- Click on **Save & Continue**

**Subject Preference** (विषय पसंद) \*


Instructions : Rate the below subjects in order of your interest from 1 to 7 , 1 being the highest preferred and 7 the lowest preferred  
(निर्देश: सबसे कम पसंद किया सर्वोच्च वरीयता प्राप्त और 7 जा रहा है 1 से 7, 1 को अपने हित के क्रम में नीचे विषयों दर)

Biology (जीव विज्ञान)	<input type="text" value="7"/>	?
Maths (गणित)	<input type="text" value="1"/>	?
Geography (भौगोलिक)	<input type="text" value="6"/>	?
Chemistry (रसायनरूशास्त्र)	<input type="text" value="5"/>	?
History (इतिहास)	<input type="text" value="4"/>	?
Languages (भाषाएं)	<input type="text" value="2"/>	?
Physics (भौतिक)	<input type="text" value="3"/>	?

[Save & Continue](#)

# Family Background

- Enter your father and mother's names and their occupations



Home About Us Project FAQ Downloads Back to Cummins India BHARATI NAIK Reset Password Log Out My Account

Registration

1 Basic Details 2 Personal Details 3 Educational Details 4 Family Background 5 Socio-Economic Background 6 Finish

### Family Background (परिवार की सूचना)

**Father's Information**

Father's Name \*  
अपने पिता का नाम दर्ज करें

Father's Occupation  
आप के पिता का व्यवसाय

Father's Name: VYANKATESH NAIK

Father's Occupation: Farmer

**Mother's Information**

Mother's Name \*  
आपकी मां का नाम दर्ज करें

Mother's Occupation  
आप की मां का व्यवसाय

Mother's Name: VAIJAYANTI NAIK

Mother's Occupation: House wife



# Family Background

- Enter how many brothers and sisters you have and their names
- What are they doing currently
- If any of them are/were getting Cummins scholarships

**Siblings (भाई-बहन)**

How many real brother's do you have in your family? 1 ?  
आप के परिवार में आप के भाई की संख्या

Brother's Name  
अपने भाई का नाम दर्ज करें

Brother's Occupation  
आप के भाई के व्यवसाय का उल्लेख करें

Whether she is/was getting Cummins Scholarship ☐ Yes ☒ No

How many real sister's do you have in your family? 1 ?  
आप के परिवार में आपकी बहनों की संख्या

Sister's Name  
अपने बहन का नाम दर्ज करें

Sister's Occupation  
आप के बहन के व्यवसाय का उल्लेख करें

Please Specify

Whether she is/was getting Cummins Scholarship ☐ Yes ☒ No

The Annual Total Family Income of your family (Please enter the overall income of the family from all sources of income)  
आपकी कुल वार्षिक पारिवारिक आय की सीमा का चयन करें (कृपया अपने परिवार की आय दर्ज करें (समग्र रूप से आय के सभी स्रोत से) . सही विकल्प का चयन उपलब्ध स्थान में दर्ज करें)

1,00,00 to 1,50,000 ?

# Family Background

- Choose Caste and enter Religion
- Tick if you have EBC certificate
- Mention if you are getting any other concession like EBC / OBC / TFWS or Scholarship from any other organization / foundation
- Please enter your college fee details
- Please mention if you are differently abled (having any physical disability)

Caste  
जाति ( सही विकल्प का चयन करें )  
☐ SC ☐ ST ☐ NT ☐ OBC ☐ VJA ☒ Open ☐ Other ?

Religion  
धर्म (उपलब्ध स्थान में दर्ज करें)  
 ?

Do you have Economically backward Certification with you? (EBC)  
क्या आप के पास आर्थिक रूप से पिछड़ेपन का प्रमाणपत्र ( EBC ) उपलब्ध ? ( सही विकल्प का चयन करें ) ☐ Yes ☐ No ?

Are you currently availing any Scholarship?  
क्या आप अभी किसी छात्रवृत्ति का लाभ उठा रहे हैं ? ☐ Yes ☒ No ?

How did you come to know about Cummins Scholarship Program?  
आप ने Cummins छात्रवृत्ति कार्यक्रम कि सूचना कैसे प्राप्त की ? (उपलब्ध स्थान में दर्ज करें)  ?

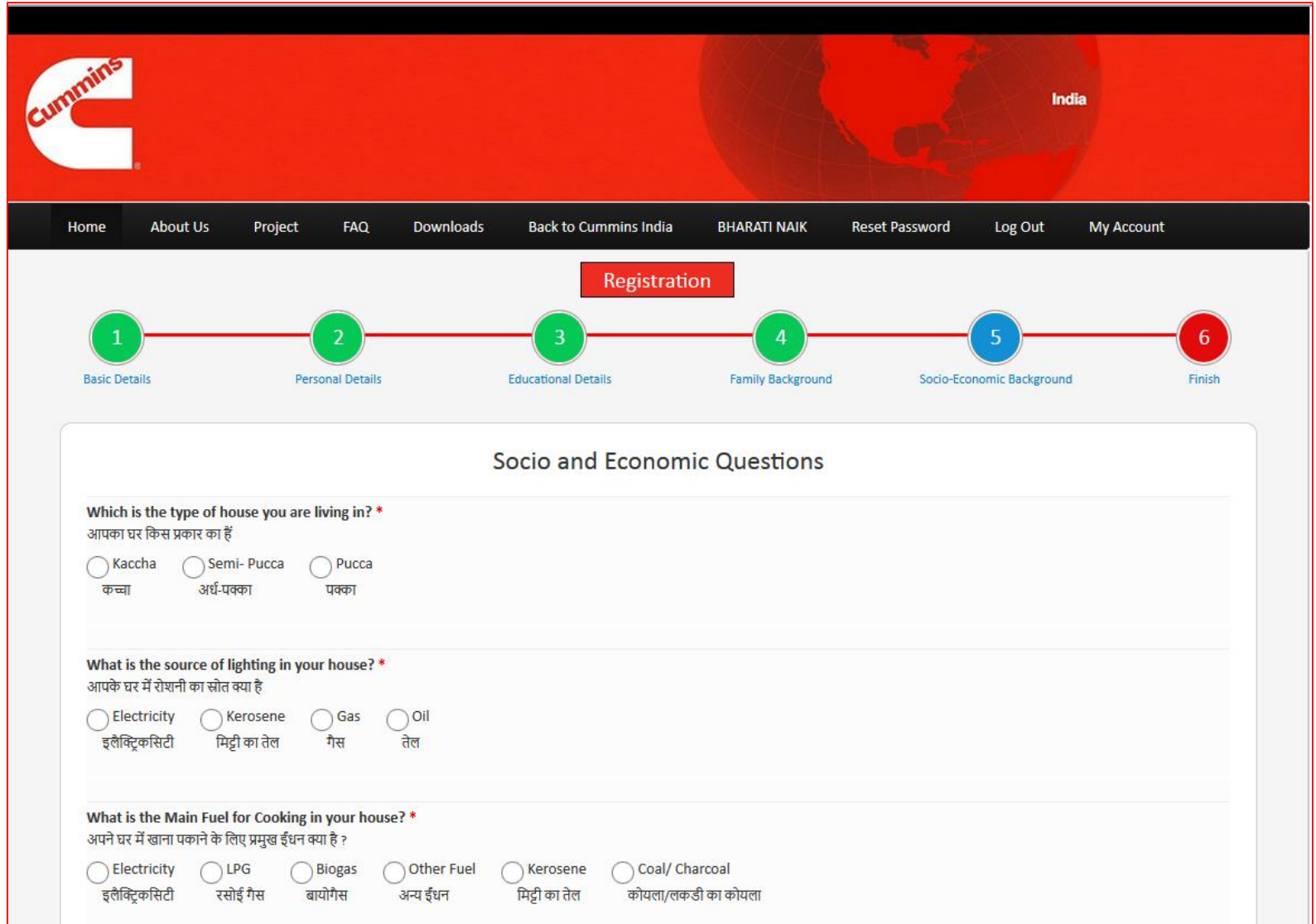
Anticipated fees for educational expense ( Enter only the amount you plan/ need to pay each year considering other concessions)  
शिक्षा की प्रत्याशित व्यय फीस (योजना धनराशि केवल / अन्य रियायतों प्रत्येक वर्ष अदा करने की आवश्यकता पर विचार करते हुए )

Heads	Approx Rs Spent
College Fees *	<input type="text" value="50000"/> ?
Hostel Fees *	<input type="text" value="10000"/> ?
Mess Fees *	<input type="text" value="5000"/> ?
Transportation Fees *	<input type="text" value="2000"/> ?

Please let us know if you are differently abled?  
कृपया हमें बताइए क्या आप शारीरिक रूप से विकलांग हैं ? ☐ Yes ☒ No ?

# Socio Economic Details

- Please tick the correct option from the list provided



The screenshot shows the Cummins India website's registration process. At the top, the Cummins logo is on the left, and a red banner with a globe and the word 'India' is on the right. Below the banner is a navigation bar with links: Home, About Us, Project, FAQ, Downloads, Back to Cummins India, BHARATI NAIK, Reset Password, Log Out, and My Account. A progress bar below the navigation bar shows six steps: 1. Basic Details, 2. Personal Details, 3. Educational Details, 4. Family Background, 5. Socio-Economic Background (highlighted in blue), and 6. Finish. The 'Registration' button is highlighted in red above step 4. The main content area is titled 'Socio and Economic Questions' and contains three questions with radio button options.

**Cummins**

India

Home About Us Project FAQ Downloads Back to Cummins India BHARATI NAIK Reset Password Log Out My Account

Registration

1 Basic Details 2 Personal Details 3 Educational Details 4 Family Background 5 Socio-Economic Background 6 Finish

### Socio and Economic Questions

**Which is the type of house you are living in? \***  
आपका घर किस प्रकार का है

☐ Kaccha ☐ Semi- Pucca ☐ Pucca  
कच्चा अर्ध-पक्का पक्का

**What is the source of lighting in your house? \***  
आपके घर में रोशनी का स्रोत क्या है

☐ Electricity ☐ Kerosene ☐ Gas ☐ Oil  
इलेक्ट्रिकसिटी मिट्टी का तेल गैस तेल

**What is the Main Fuel for Cooking in your house? \***  
अपने घर में खाना पकाने के लिए प्रमुख ईंधन क्या है ?

☐ Electricity ☐ LPG ☐ Biogas ☐ Other Fuel ☐ Kerosene ☐ Coal/ Charcoal  
इलेक्ट्रिकसिटी रसोई गैस बायोगैस अन्य ईंधन मिट्टी का तेल कोयला/लकड़ी का कोयला

# Socio Economic Details.....

- Please tick the correct option from the list provided
- Click on **Save & Continue**

**What is the Source of Drinking water ? \***  
पीने के पानी का मुख्य स्रोत क्या है

☐ Pipe पाइप / व्यक्तिगत टैब  
☐ Other Water Resource अन्य जल संसाधन  
☐ Public Tap सार्वजनिक टैप  
☐ Well कुआ  
☐ Hand Pump हैंड पंप

**Does your immediate family own agricultural Land? \***  
क्या आपके निकटतम परिवार के पास कृषि भूमि है

☐ 5 acres or more 5 एकड़ से अधिक  
☐ 2 to 4.9 acres 2 to 4.9 एकड़  
☐ 2 acres or less 2 एकड़ से कम  
☐ No Agricultural Land कृषि भूमि नहीं

**Tick all the goods you have in your house.? \***  
कृपया सही विकल्प का चयन करें - आपके पास आपके घर में जो-जो वस्तुओं हैं।

<input type="checkbox"/> Mattress गद्दों	<input type="checkbox"/> Pressure Cooker कुकर	<input type="checkbox"/> Cot/ Bed कोट/बेड	<input type="checkbox"/> Radio/ transistor रेडियो	<input type="checkbox"/> Table/ Chair कुर्सि	<input type="checkbox"/> Telephone टेलीफोन
<input type="checkbox"/> Sewing Machine सिलाई मशीन	<input type="checkbox"/> Water Pump जल का पंप	<input type="checkbox"/> Bullock Cart बैल गाड़ी	<input type="checkbox"/> Bicycle मोटर साइकिल	<input type="checkbox"/> Color Television रंगीन टेलीविजन	<input type="checkbox"/> Electric Fan इलेक्ट्रिक फैन
			<input type="checkbox"/> Motor Cycle मोटर साइकिल	<input type="checkbox"/> Refrigerator रेफ्रिजरेटर	<input type="checkbox"/> Moped/ Scooter स्कूटर
				<input type="checkbox"/> Tractor ट्रैक्टर	<input type="checkbox"/> 4 wheeler 4 पहिया वाहन

**The house you stay in is? \***  
आप किसके घर में रहते हैं

☐ Parents House माता-पिता के घर  
☐ Rented House किराए के घर  
☐ Relatives House रिश्तेदार के घर

**Save & Continue**



# Submit the Form

- After completing Socio Economic details, you will be able to see / edit the information filled in the application form by you
- Please check all the information that you have filled and make changes if you have any
- Check the box to confirm that the details filled by you are correct
- Click **Submit** button to complete application for Cummins Scholarship.
- **Once this button is clicked, you cannot make any changes to your form**

The screenshot displays the Cummins Scholarship Registration process. At the top, the Cummins logo and a navigation bar are visible. Below the navigation bar, a progress bar shows six steps: 1. Basic Details, 2. Personal Details, 3. Educational Details, 4. Family Background, 5. Socio-Economic Background, and 6. Finish. The 'Registration' label is positioned above the progress bar. The 'Basic Details' section contains the following information:

Which course are you pursuing?	Degree
In which year are you currently studying?	3
Annual Total Family Income of your family	1,00,00 to 1,50,000

The 'Personal Details' section contains the following information:

Full Name (in capital letters)	BHARATI VYANKATESH NAIK
Gender	Female
Birth Date	07/01/1993
Email ID	bharati.v.naik@cummins.com
Alternate Email address	
Mobile Number	7030948491

An 'Edit' button is located next to the 'Personal Details' section. A red box highlights the confirmation checkbox and the 'Submit' button at the bottom. The confirmation text reads: "I hereby state that the information entered above is true to the best of my knowledge and I will submit all the required documents during the personal interview round for background verification. I also confirm that I will not submit any more application (manual/online) for Cummins scholarship 2016." The 'Submit' button is a blue button with the text 'Submit'.

# Submit the Form

- Download your application form by clicking on the link
- You will get an option to once again verify your mobile number.
- Once you click the button **Send One Time Password**, you will receive an OTP
- Enter the OTP (Verification code)
- Click on **Verify**

The screenshot displays the registration process on the Cummins India website. At the top, a navigation bar includes links for About Us, Project, FAQ, Downloads, Back to Cummins India, ABHIJIT PARANDE, Reset Password, Log Out, and My Account. Below this, a progress bar shows five steps: 1 (Registration), 2 (Personal Details), 3 (Educational Details), 4 (Family Background), and 5 (Socio-Economic Background). Step 1 is highlighted in red, and steps 2 through 5 are in green. Below the progress bar, a green message reads "Thank you for submitting your details." followed by a blue link "Click here to Download your filled Application form." Below this, a message states: "Your application is submitted successfully. To check if your mobile number is registered for Do Not Disturb (DND) service, click on: [www.dndcheck.in](http://www.dndcheck.in) remove "Do not disturb" service by contacting Customer Care department of you mobile operator. We highly encourage you to deregister DND service for you number to receive critical updates for your Cummins Scholarship application." Below this message is a form titled "Please verify your phone number" with a "Mobile Number" field containing "9850847587", a "Send One time password" button, an "Enter verification code" field, and a "Verify" button. Red arrows from the list on the left point to the "Send One Time Password" button and the "Verify" button. At the bottom of the page, a footer bar contains "India", "Content Updated on - 6 June 2017", and "Terms and Con".

# **Frequently Asked Questions**

## **Back up slides**

# Frequently Asked Questions

**1. Can the Candidates residing outside these locations (Pune, Phaltan, Dewas, Pithampur, Jamshedpur, Ahmednagar) apply for this Scholarship?**

- Candidates residing / studying in these locations can only apply for this scholarship. Candidates studying in Indore can apply for the scholarship under Dewas / Pithampur locations.

**2. Which expenses are covered under the Scholarship?**

- The admission and tuition fee payable to the Educational Institution is covered under the Scholarship. Further, the expenses borne by the Beneficiary towards purchasing and using the stationery up to INR 1,500/- per semester [i.e. 6 academic months] are reimbursed.

# Frequently Asked Questions

## 3. Which expenses are not covered under the scholarship?

Please note that certain expenses including but not limited to the expenses mentioned below are not covered under the Scholarship:

- Private tuition fees,
- Expenses for accommodation like Hostel etc.
- Canteen or cafeteria charges and/ or
- Deposits [whether refundable/ non-refundable] or caution money demanded by the Educational Institution etc.

## 4. What is the duration of the Scholarship?

- The Beneficiary is eligible to receive Scholarship amount till the completion of his / her academic course for which he/ she is selected under the Scholarship Program, provided that he / she secures an aggregate of minimum 60% in each academic year.



# Frequently Asked Questions

- 5. Does the Beneficiary have to repay the Scholarship amount or execute a bond with the Foundation?**
  - The Beneficiary does not need to repay the Scholarship amount or execute a bond with the Foundation.
  
- 6. What is the process of conducting the personal interview?**
  - The Foundation shall arrange for the personal interview of the candidates shortlisted after the initial screening and aptitude test. The personal interview will be conducted by a panel which will evaluate the students on technical and non-technical parameters. The supporting documents submitted by the Candidates shall be scrutinized in detail during the personal interview.



Thank you